





Instructions and Requirements:

1. Draw, paint or digitally create (e.g. Photoshop) directly on this template.
2. Create a design with 1 to 5 unique icons or patterns to create a theme.
3. Artwork should extend out through 'Bleed Area' with all necessary elements contained within 'Safe Area'
4. Keep in mind that these products will be personalized. Be sure to allow for a name (e.g. 'Jamie Smith') to be printed over top of your design.
5. Read and understand our Design Challenge Submission Terms before submitting your design.
6. Scan or photograph your completed design template, then upload it to www.oliverslabels.com/designs/challenge.




-  artwork safe area (keep icons and important design features in this area)
-  bleed area (make sure artwork extends to this line)

Design name: SAFARI ANIMALS





Design name: _____



Design Challenge Submission Terms

By submitting your design you agree that:

- You are the original creator of this artwork or have full rights to represent the creator of this artwork for the purpose of sale or licensing.
 - The artwork you are submitting does not contain any content that may be the intellectual property of a third party. This includes but is not limited to stock photography, clip art, trademarks, licensed fonts, licensed characters or fan art.
 - This artwork does not contain any content that may be offensive or inappropriate.
 - Should Oliver's Labels select your design and award you a cash prize, you will assign all intellectual property rights to the design to Oliver's Labels that you have or may have in the future.
- You will be required to sign a Design Transfer Agreement before any prize is awarded.